



**iVMS-4200 V3.10.0**

**Release Notes**

## Legal Information

©2023 Hangzhou Hikvision Digital Technology Co., Ltd. All rights reserved.

### About this Manual

The Manual includes instructions for using and managing the Product. Pictures, charts, images and all other information hereinafter are for description and explanation only. The information contained in the Manual is subject to change, without notice, due to firmware updates or other reasons. Please find the latest version of this Manual at the Hikvision website (<https://www.hikvision.com/>).

Please use this Manual with the guidance and assistance of professionals trained in supporting the Product.

### Trademarks

**HIKVISION** and other Hikvision's trademarks and logos are the properties of Hikvision in various jurisdictions.

Other trademarks and logos mentioned are the properties of their respective owners.

### Disclaimer

TO THE MAXIMUM EXTENT PERMITTED BY APPLICABLE LAW, THIS MANUAL AND THE PRODUCT DESCRIBED, WITH ITS HARDWARE, SOFTWARE AND FIRMWARE, ARE PROVIDED "AS IS" AND "WITH ALL FAULTS AND ERRORS". HIKVISION MAKES NO WARRANTIES, EXPRESS OR IMPLIED, INCLUDING WITHOUT LIMITATION, MERCHANTABILITY, SATISFACTORY QUALITY, OR FITNESS FOR A PARTICULAR PURPOSE. THE USE OF THE PRODUCT BY YOU IS AT YOUR OWN RISK. IN NO EVENT WILL HIKVISION BE LIABLE TO YOU FOR ANY SPECIAL, CONSEQUENTIAL, INCIDENTAL, OR INDIRECT DAMAGES, INCLUDING, AMONG OTHERS, DAMAGES FOR LOSS OF BUSINESS PROFITS, BUSINESS INTERRUPTION, OR LOSS OF DATA, CORRUPTION OF SYSTEMS, OR LOSS OF DOCUMENTATION, WHETHER BASED ON BREACH OF CONTRACT, TORT (INCLUDING NEGLIGENCE), PRODUCT LIABILITY, OR OTHERWISE, IN CONNECTION WITH THE USE OF THE PRODUCT, EVEN IF HIKVISION HAS BEEN ADVISED OF THE POSSIBILITY OF SUCH DAMAGES OR LOSS.

YOU ACKNOWLEDGE THAT THE NATURE OF THE INTERNET PROVIDES FOR INHERENT SECURITY RISKS, AND HIKVISION SHALL NOT TAKE ANY RESPONSIBILITIES FOR ABNORMAL OPERATION, PRIVACY LEAKAGE OR OTHER DAMAGES RESULTING FROM CYBER-ATTACK, HACKER ATTACK, VIRUS INFECTION, OR OTHER INTERNET SECURITY RISKS; HOWEVER, HIKVISION WILL PROVIDE TIMELY TECHNICAL SUPPORT IF REQUIRED.

YOU AGREE TO USE THIS PRODUCT IN COMPLIANCE WITH ALL APPLICABLE LAWS, AND YOU ARE SOLELY RESPONSIBLE FOR ENSURING THAT YOUR USE CONFORMS TO THE APPLICABLE LAW. ESPECIALLY, YOU ARE RESPONSIBLE, FOR USING THIS PRODUCT IN A MANNER THAT DOES NOT INFRINGE ON THE RIGHTS OF THIRD PARTIES, INCLUDING WITHOUT LIMITATION, RIGHTS OF PUBLICITY, INTELLECTUAL PROPERTY RIGHTS, OR DATA PROTECTION AND OTHER PRIVACY RIGHTS. YOU SHALL NOT USE THIS PRODUCT FOR ANY PROHIBITED END-USES, INCLUDING THE DEVELOPMENT OR PRODUCTION OF WEAPONS OF MASS DESTRUCTION, THE DEVELOPMENT OR PRODUCTION OF CHEMICAL OR BIOLOGICAL WEAPONS, ANY ACTIVITIES IN THE CONTEXT RELATED TO ANY NUCLEAR EXPLOSIVE OR UNSAFE NUCLEAR FUEL-CYCLE, OR IN SUPPORT OF HUMAN RIGHTS ABUSES.

IN THE EVENT OF ANY CONFLICTS BETWEEN THIS MANUAL AND THE APPLICABLE LAW, THE LATTER PREVAILS.

# TABLE OF CONTENTS

<b>Chapter 1 Introduction</b> .....	<b>1</b>
1.1 Overview .....	1
1.2 Version .....	1
1.3 Components .....	1
<b>Chapter 2 What's New</b> .....	<b>2</b>
2.1 Live View .....	2
2.1.1 Added Features .....	2
2.2 Playback .....	3
2.2.1 Updated Features .....	3
2.3 Data Retrieval .....	4
2.3.1 Added Features .....	4
2.4 Event Configuration .....	5
2.4.1 Added Features .....	5
2.5 Operation and Maintenance .....	5
2.5.1 Added Features .....	5
2.5.2 Updated Feature .....	6
<b>Chapter 3 Resolved Issues</b> .....	<b>7</b>

# Chapter 1 Introduction

## 1.1 Overview

iVMS-4200 Client software is designed to configure and manage Hikvision devices in a unified and intuitive manner, including DVRs, NVRs, IP cameras, encoders, decoders, security control panels, video intercom devices, access control devices, etc.

The software provides multiple functionalities including live view, video recording, remote search and playback, file backup, alarm receiving, person management, access control, video intercom, security control, time & attendance, etc.

## 1.2 Version

Version	Date
iVMS-4200 V3.10.0	2023-06

## 1.3 Components

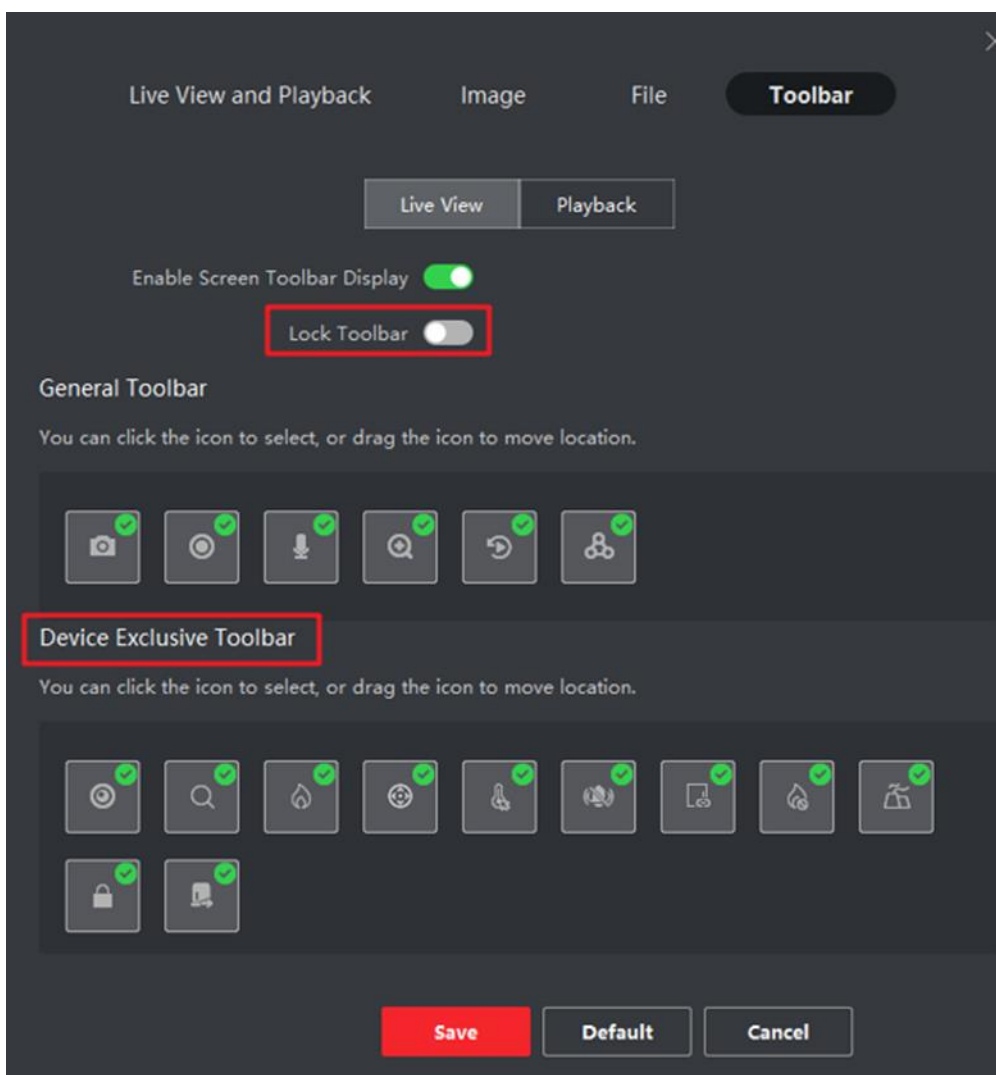
Component	Version	Date of Release	Latest Version or Not
Player	V7.4.1.58	2023-06-25	Yes
Network SDK	V6.1.9.48	2023-04-10	Yes
ISUP SDK	V2.5.0.35	2021-10-13	No

## Chapter 2 What's New

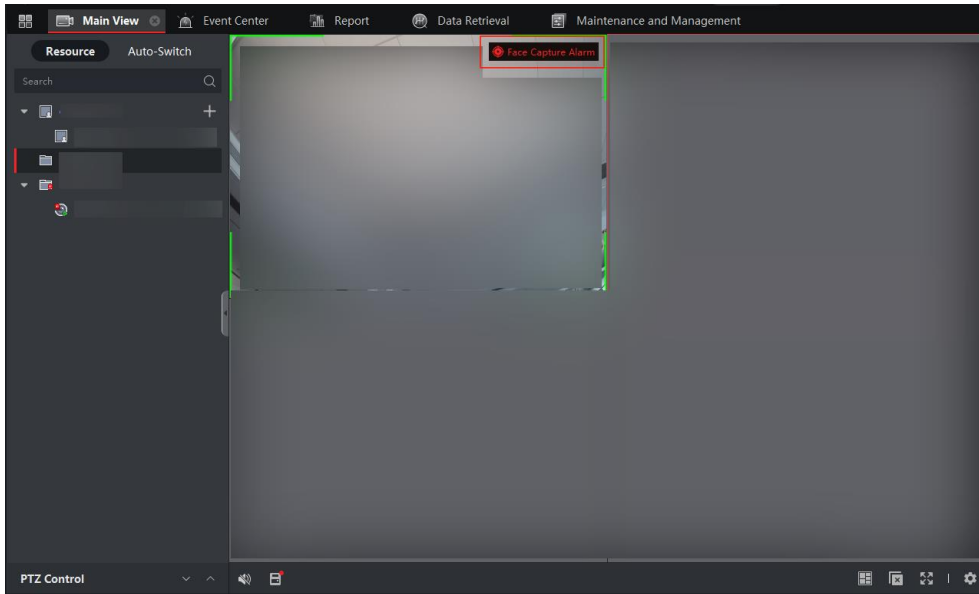
### 2.1 Live View

#### 2.1.1 Added Features

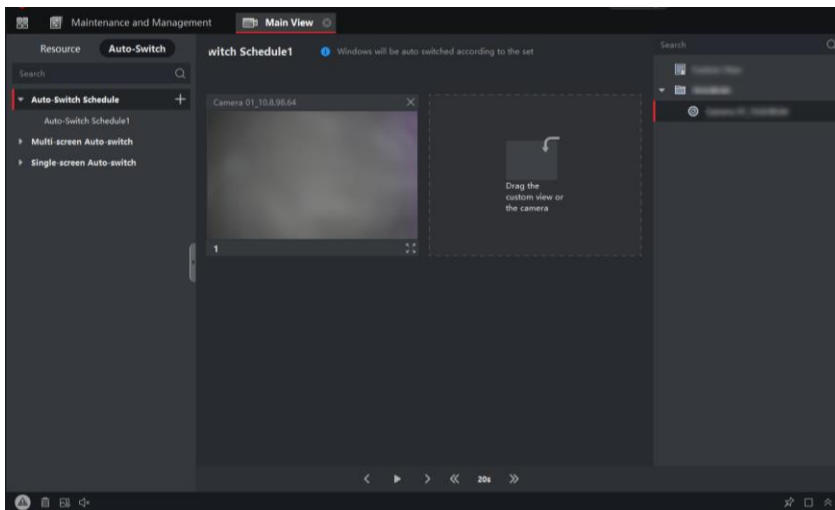
1. Added the function of locking toolbar. When the function is enabled, the toolbar can be displayed in the live view window all the time.
2. Added device exclusive toolbar. Supports selecting the icon(s) as needed. The supported icons in device exclusive toolbar vary according to different devices.



3. Added the icon display of channel recording status and alarm status in live view window.



4. Added auto-switch by schedule. Supports adding cameras or custom views to multiple windows, so as to start auto-switch by the window No.

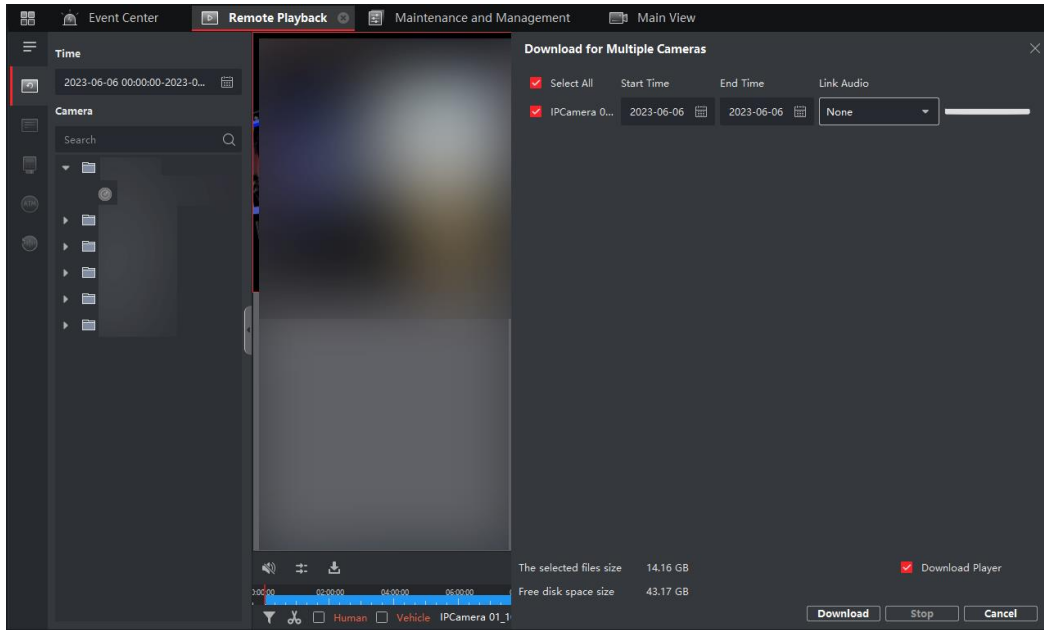


5. Added the function of hazardous gas detection on PTZ panel.

## 2.2 Playback

### 2.2.1 Updated Features

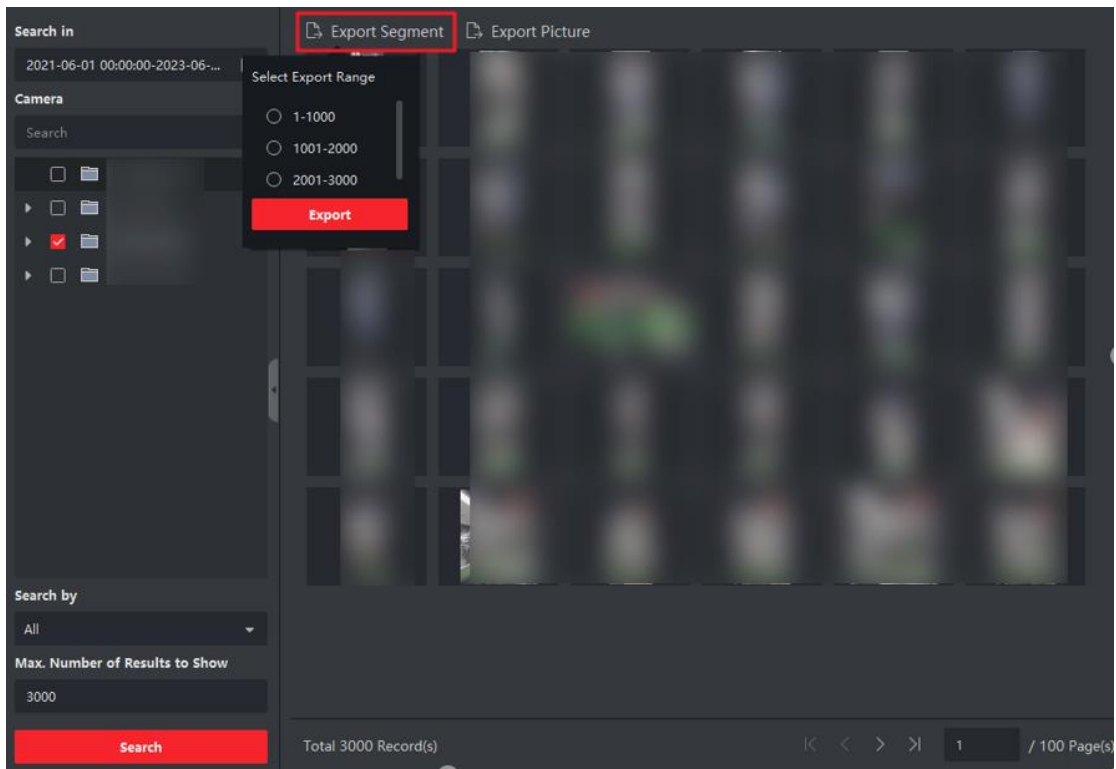
Supports downloading the audio file when the playback is paused.



## 2.3 Data Retrieval

### 2.3.1 Added Features

Added the function of exporting segments of pictures for the data retrieval, including human body retrieval, abnormal event detection retrieval, and AI Dashboard Retrieval.







The screenshot shows a 'Back Up Logs' window with a table of log entries. The table has columns for Operation Time, User Name, Log Type, Log Description, and Device Name. The following table represents the data shown in the screenshot:

Operation Time	User Name	Log Type	Log Description	Device Name
2023-06-26 10:41:44	admin	System Log	User Login	
2023-06-26 10:41:07	admin	System Log	User Logout	
2023-06-26 10:40:47	admin	Operation Log	Log Search	
2023-06-26 10:40:34	admin	System Log	User Login	
2023-06-26 10:40:31		System Log	Login failed.	
2023-06-26 10:40:08	admin	System Log	User Logout	
2023-06-26 10:39:14	admin	System Log	User Login	
2023-06-26 10:39:10		System Log	Login failed.	
2023-06-26 10:34:38	admin	Operation Log	Log Search	
2023-06-26 10:25:56	admin	Operation Log	Log Search	
2023-06-26 10:25:56	admin	Operation Log	Log Search	
2023-06-26 10:25:55	admin	Operation Log	Log Search	
2023-06-26 10:25:54	admin	Operation Log	Log Search	
2023-06-26 10:25:41	admin	System Log	User Login	
2023-06-26 10:25:36		System Log	Login failed.	
2023-06-26 10:25:36		System Log	Login failed.	

At the bottom of the interface, it shows 'Total 26 Record(s)' and a page indicator '1 / 1 Page(s)'.

## 2.5.2 Updated Feature

Optimized the content of resource overview.


The screenshot shows a 'Resource Overview' window with a table of resource usage. The table has columns for Category, Resource, and Resource Usage and Description. The following table represents the data shown in the screenshot:

Category	Resource	Resource Usage and Description
General	Encoding Device	2/256
	Group	2/256
	Camera	22/256
	DeepinMind Server	0/1
Video	Live View	One screen can show the live view of 64 channels...
	Auxiliary Screen Live View	1 main screen + 3 auxiliary screens.
	Playback	16-channel playback at the same time.
Access Control	Permission Group	0/50
	Door	0/50
	Schedule Template	2/256
	Video Intercom Devices (In...	0/256
	Access Controller	0/50
	Elevator Control	0/4
Time & Atte...	Attendance Result	The retention time of attendance data is determin...
Security Control	Security Control Panel	0/16
	Security Radar	0/8
Network	Switch	0/16

## Chapter 3 Resolved Issues

The following are issues resolved in this version.

No.	Issue	Frequency
1	After applying the visitor access level on the V3.9.1.4 Client, the visitor card No. of subsequent reservations will overwrite the visitor card No. of previous reservations.	High
2	The iris information is missed in the person information remotely obtained by the V3.9.1.4 Client.	High
3	The letters are not clear when printing the capture.	High
4	When tab characters or line breaks occur in the name of device groups or devices, capturing and manual recording failed.	Low
5	When dragging the timeline bar for playback, the playback image disappears, and the prompt pops up: Incorrect calling order.	High



See Far, Go Further